

Lesson 4: What is a website?

Year 4 – Computing systems and networks – The internet



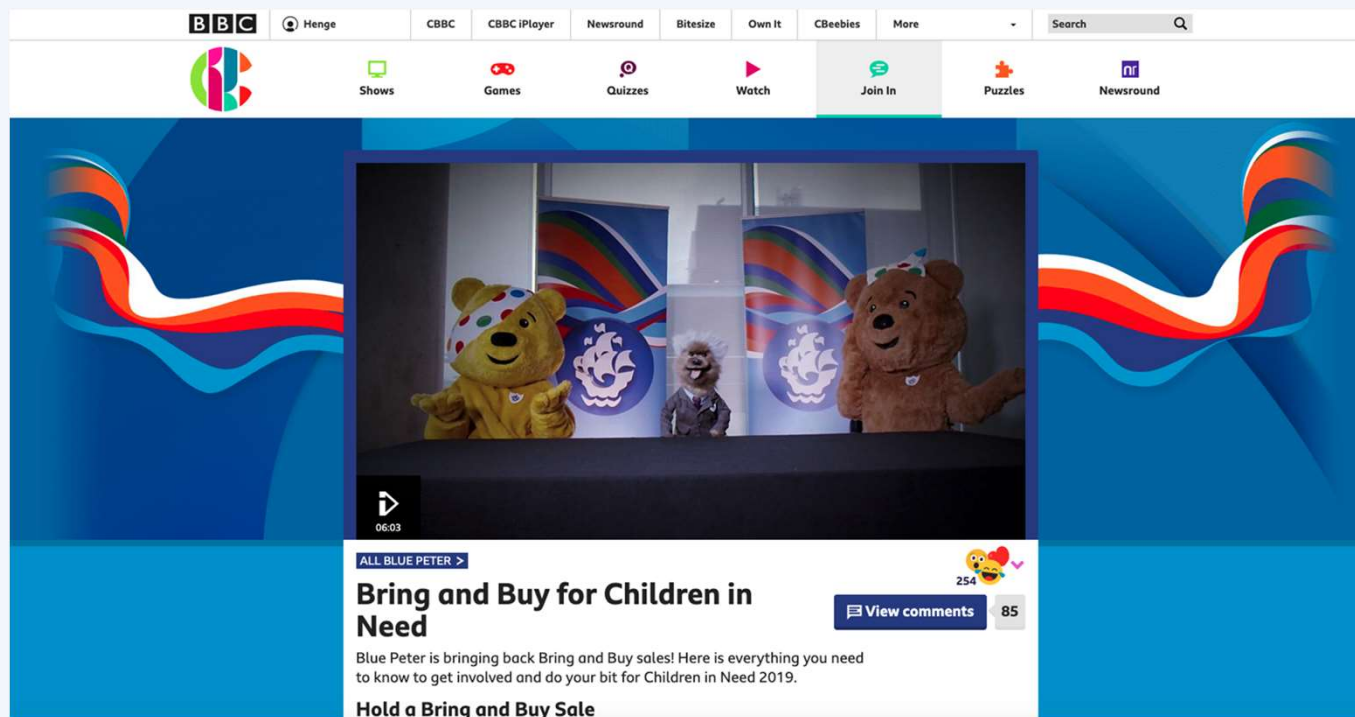
Lesson 4: What is a website?

To describe how content can be added and accessed on the WWW

- I can explain what media can be found on websites
- I can recognise that I can add content to the WWW
- I can explain that internet services can be used to create content online

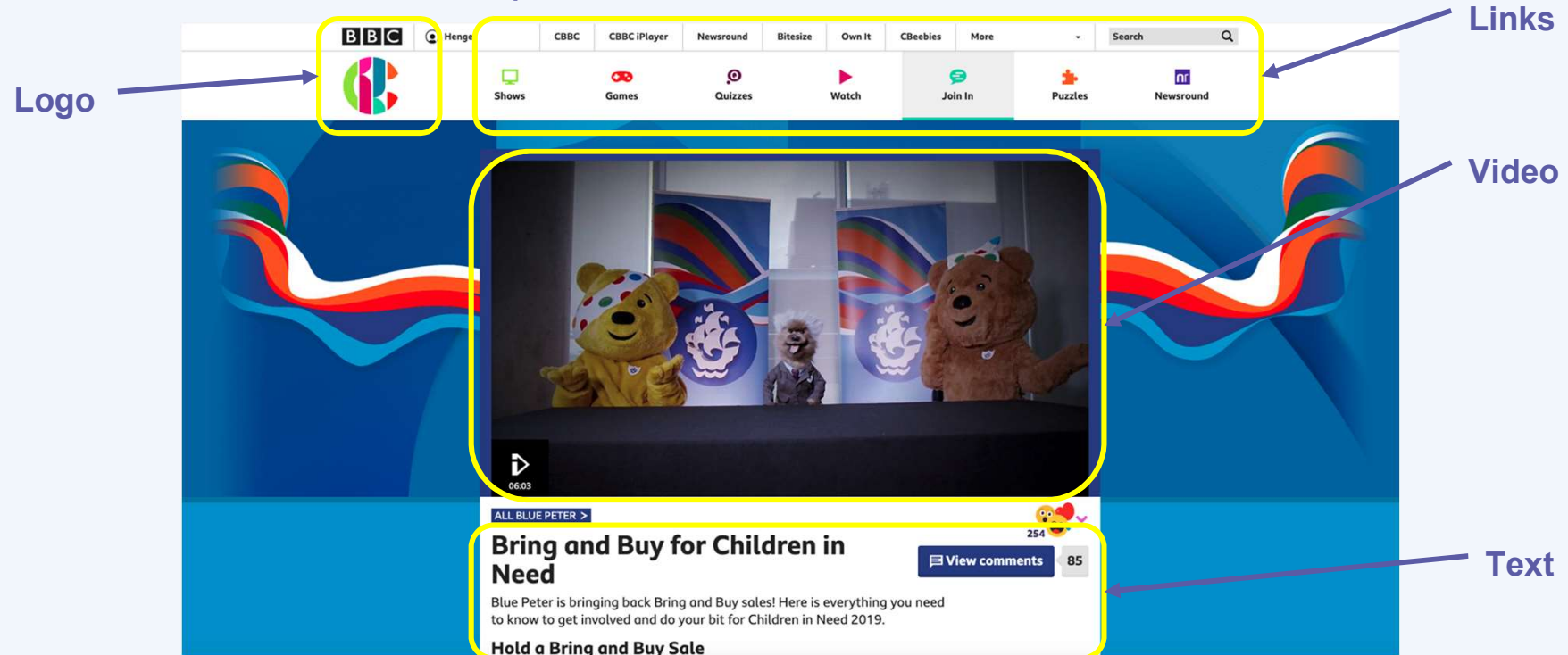
What's on a website?

Have a look at this website. What can you see on it?




What's on a website?

Here are some common parts of a website:



What's on a website?



Image

Features of websites

Which feature is most important in these types of websites?

- Logo or title
- Links to other websites/pages
- Videos
- Pictures
- Text

Shopping

Information

News

Adding content to the World Wide Web

Could you add a picture of your school to your school's website?

Who could do this?

Where does the picture go?

Who could see the picture?



Adding content to the Web

What should you consider when adding content to the web?

- Think/pair/share
- Write down your ideas


Adding your own content to the web

Introduction


Many websites allow you to add content to the World Wide Web. Examples include:

- Blogs
- Wikis
- Social media sites

What should you consider when you do this? Discuss with a partner and write down your ideas below.

A large, empty rectangular box with a thin black border, intended for students to write down their ideas or discuss them with a partner.

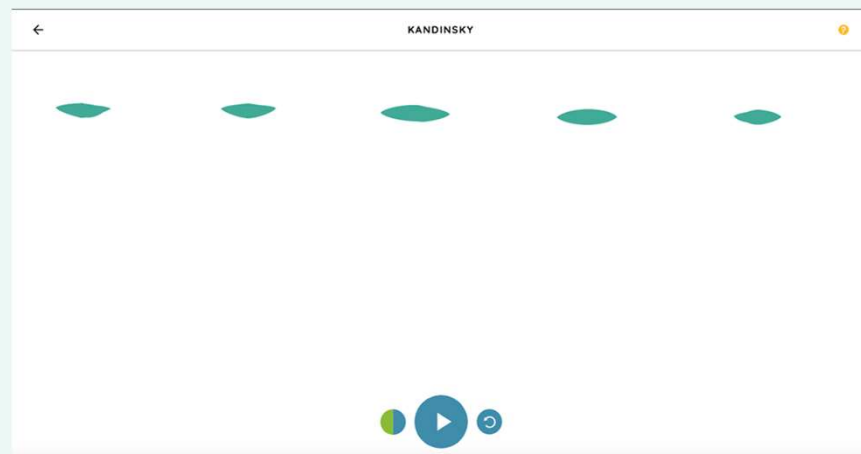
Chrome Music Lab: making music with drawings



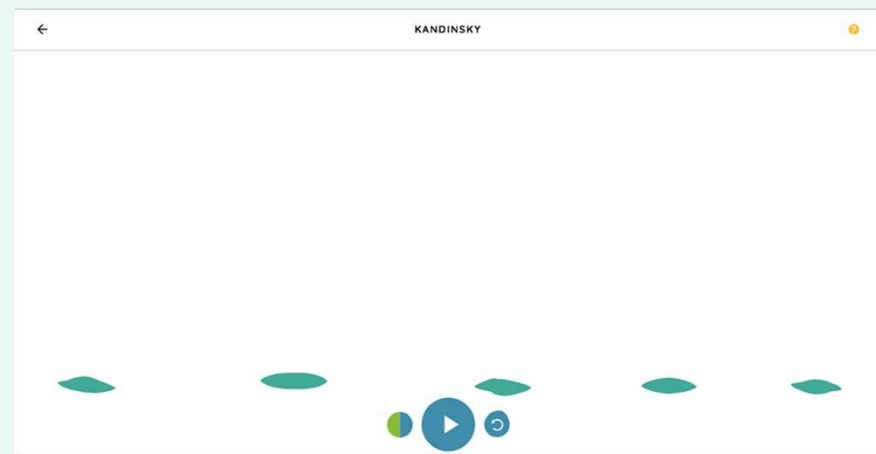
Go to [Chrome Music Lab](https://chromemusiclab.com) and click on the drawing.

Making sounds with drawing: pitch

Try drawing lines at the top of the screen.



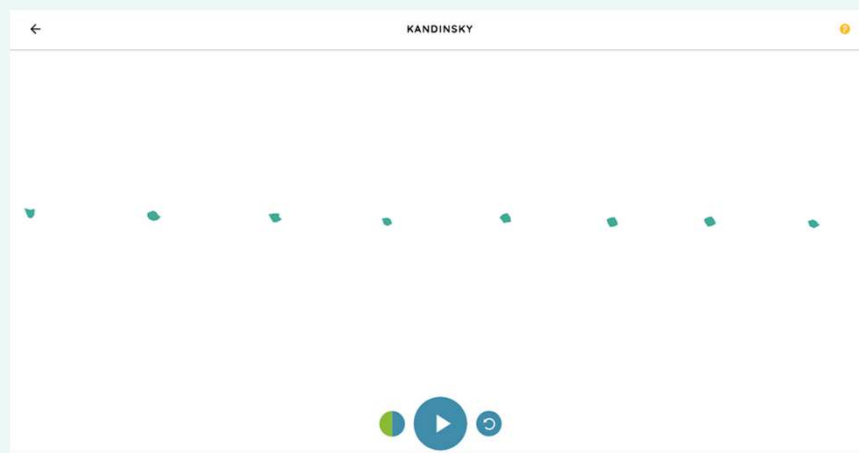
Try drawing lines at the bottom of the screen.



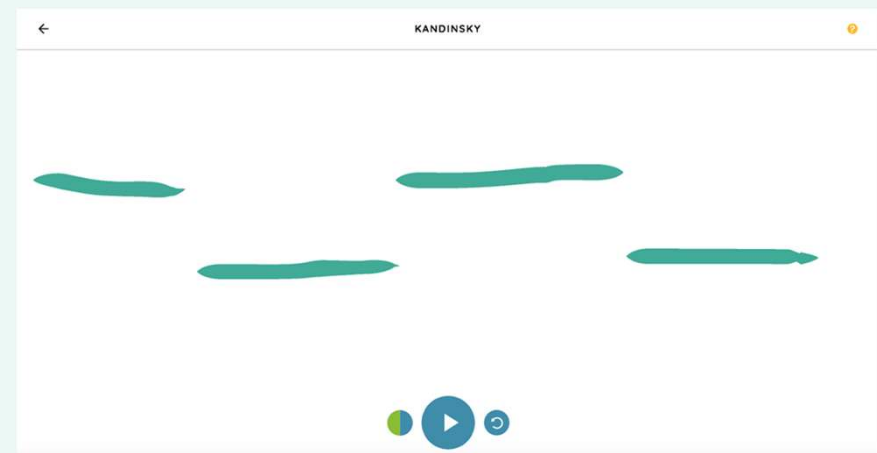
What is this website enabling you to do?

Making sounds with drawing: duration

Try drawing short lines.



Try drawing long lines.

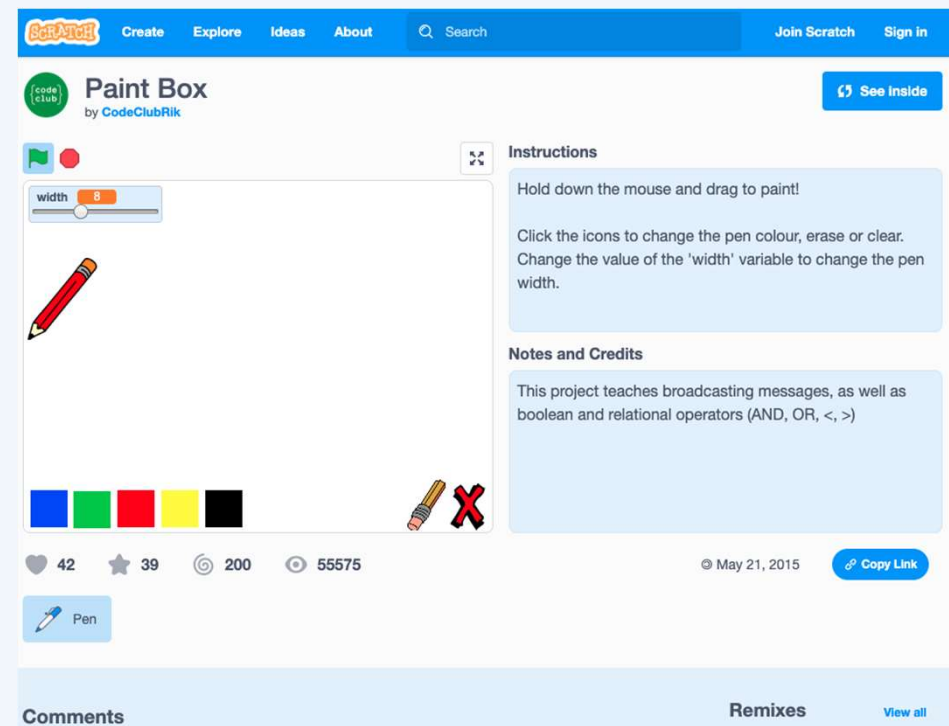


Can you think of any other websites where you can create your own content?

How is the content on this page generated?

ncce.io/paintbox

- Links
- Project window
- Comments



How confident are you? (1–3)

- I can create media which can be found on websites
- I can recognise that I can add content to the WWW
- I can explain that new content can be created online

3 – Very confident



2 – Unsure



1 – Not confident



Next lesson

In this lesson, you...

Recognised that websites and their contents are made up of files

Identified where you can add your own content to the World Wide Web

Created your own content online

Next lesson, you will...

Look at who owns content on the World Wide Web

Discuss what you can use and share online