

# Lesson 1: What makes a good website?

Year 6 – Creating Media – Web page creation




Raspberry Pi

## Lesson 1: What makes a good website?

To review an existing web page and consider its structure

- I can explore a website
- I can discuss the different types of media used on websites
- I know that websites are written in HTML

# What is a website?




Think, pair, share

## What is a website?

A website is a collection of information relating to a particular topic that can be accessed on a range of devices.



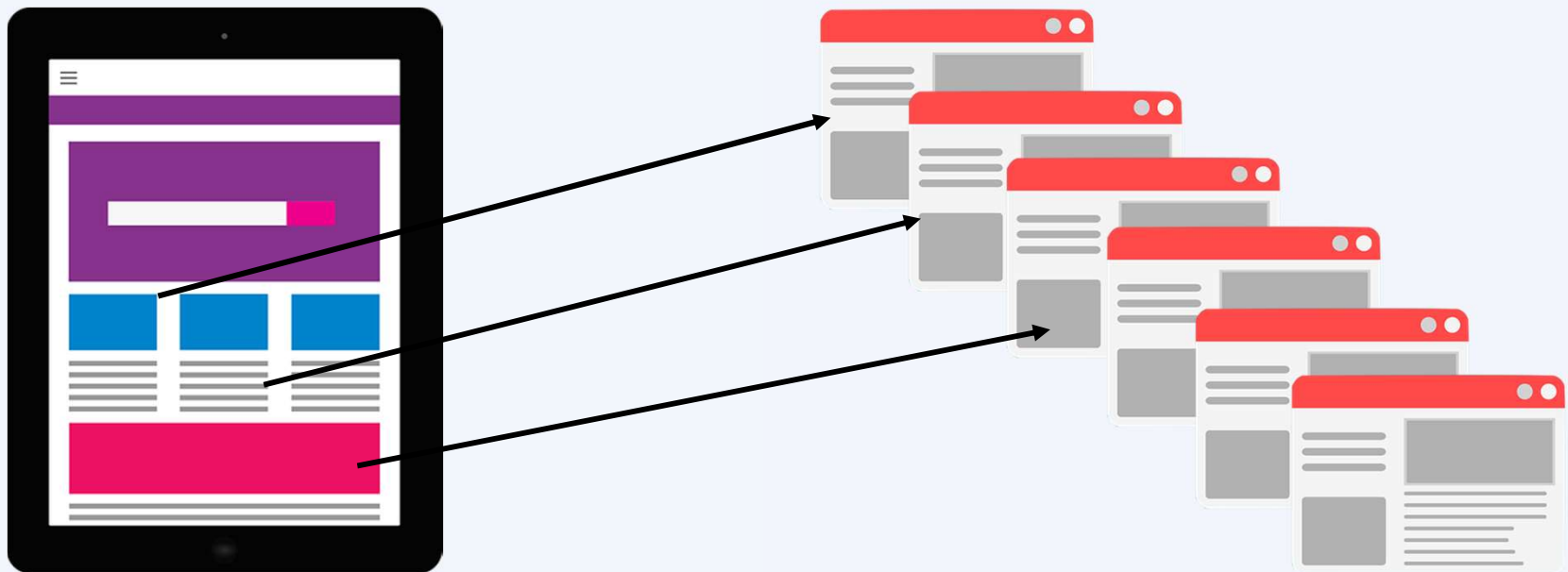
# What is a web page?



Think, pair, share


## What is a web page?

Websites can be made up of lots of different web pages.



The pages are related and together they make a website.

# What is a browser?



Think, pair, share

# What is a browser?


A browser allows you to navigate or find your way around the World Wide Web.



A browser shows you what a website looks like.



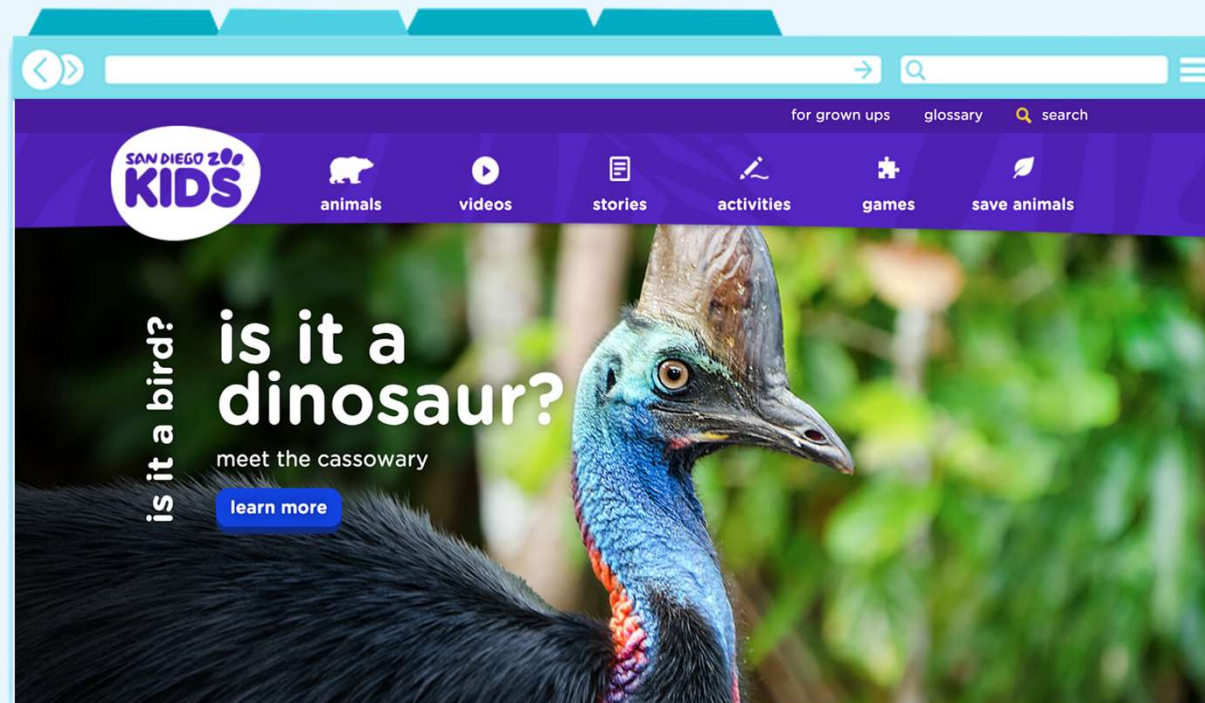
## Which websites do you use?



**Question:** Which websites do you use?

**Think, write, pair, share**

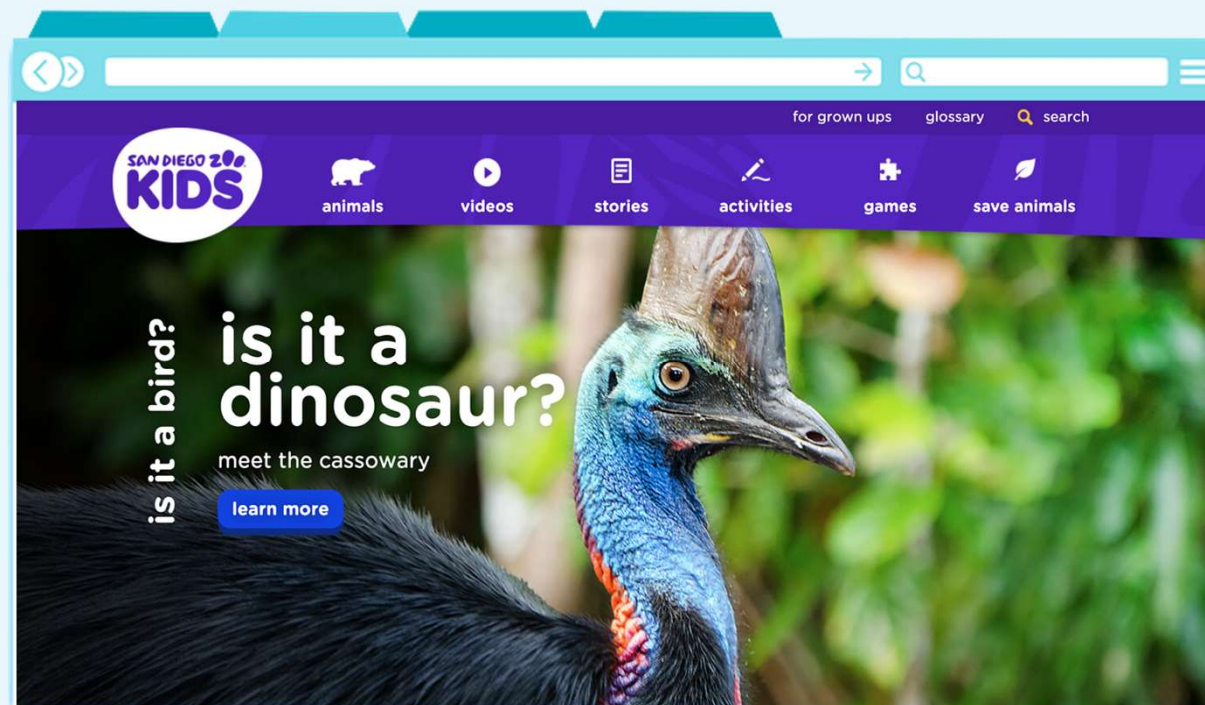
# How could you explore this website?



Can you move around the site without using the buttons on the browser?

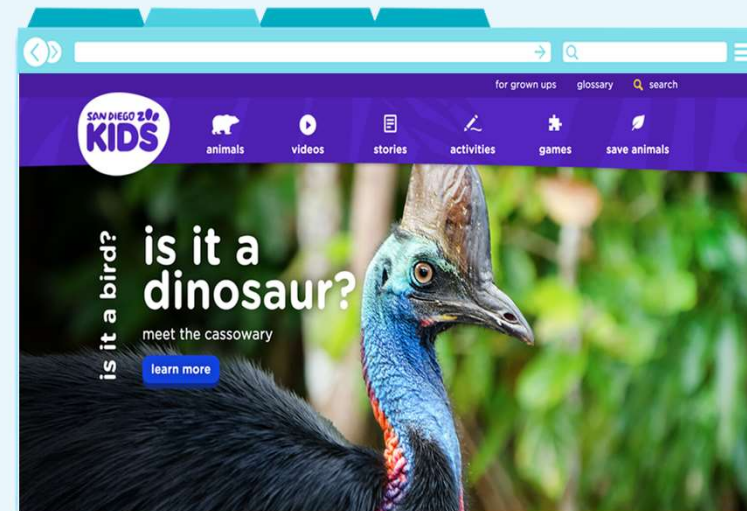
## Quick quest

Today you are going to explore a website: <https://kids.sandiegozoo.org/>



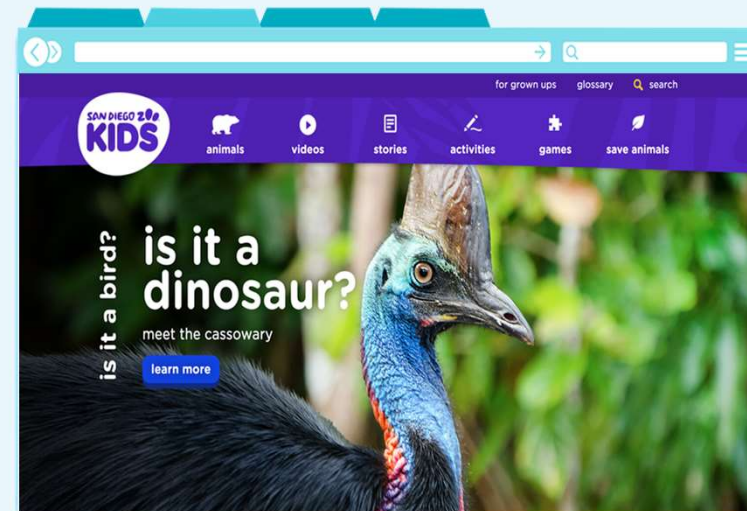
## Question 1

What is special about a tiger's night vision?



## Question 2

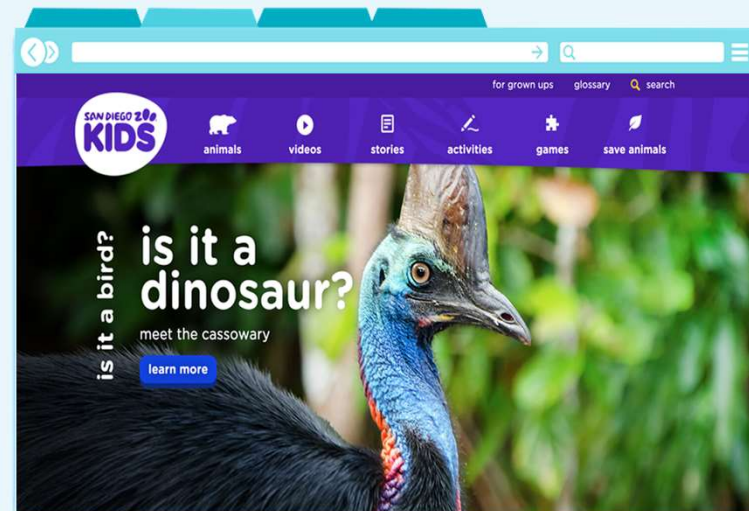
In the story, 'A Flamingo Leg Up', what is the flamingo's name?





## Question 3

What habitat does an arctic fox live in?



## What makes a good website?



## Annotate the website

The menus at the top of the page allow you to choose which section of the site to look at. If you hover over them more options appear.

This box allows you to search for a specific word on the website.


Media: The text gives further information about the pictures.



Media: There are pictures on the site. These make the site colourful and each picture can be clicked and it shows you more about the animal.



Do you know how websites are created?



Think, pair, share

## Do you know how websites are created?

- Websites are made up of code called **H**ypertext **M**arkup **L**anguage or HTML for short.



## You can see the code for any website by following these easy steps in Google Chrome:

- Go to a website
- Right-click on a section of the website e.g. an image
- Click **Inspect**



Now you can see the HTML code. This defines what the website will look like.

# Lesson 1: How are websites made?

## What does HTML stand for?

1. How to make layouts
2. Hypertext Make up Language
3. How to move lines
4. Hypertext Markup Language

## Can you explain what HTML is?



## Verbal exit ticket:

Tell me one thing you would expect to see on a website.



## How confident are you? (1-3)

- I can explore a website
- I can discuss the different types of media used on websites
- I know that websites are written in HTML

**3 – Very confident**



**2 – Unsure**



**1 – Not confident**



## Next lesson

### In this lesson, you...

reviewed an existing website and considered its structure.

### Next lesson, you will...

look at components of web page layouts.