




Modifying Code

Open the Scratch project ncce.io/46dino. Look at the existing code below and circle the code that needs to be changed to match the tasks. Once you've done that modify the Scratch code for each sprite on your computer to check that your changes are correct.

Dinosaur	Existing Code	Task	Change Code
	<pre> repeat (2) point in direction (90) wait (1) seconds point in direction (-90) wait (1) seconds </pre>	I want the green dinosaur to keep looking left and right, but it stops after a few goes. Can you make it look left and right continually while the program is running?	<pre> repeat (2) point in direction (90) wait (1) seconds point in direction (-90) wait (1) seconds </pre> <p>Change to a forever loop</p>
	<pre> forever change y by (50) wait (1) seconds change y by (-50) wait (1) seconds </pre> <pre> repeat (3) change color effect by (25) wait (1) seconds </pre>	I want the red dinosaur to change colour as it jumps, waiting one second between changes. I want it to do this continually. Can you change the code so the red dinosaur does this?	<pre> forever change y by (50) wait (1) seconds change y by (-50) wait (1) seconds </pre> <pre> repeat (3) change color effect by (25) wait (1) seconds </pre> <p>Change to a forever loop</p>
	<pre> forever next costume wait (1) seconds </pre>	I want the blue dinosaur to change its costume ten times before stopping.	<pre> forever next costume wait (1) seconds </pre> <p>Change to repeat 10 times loop</p>